

Organizer:

Giuseppe Cinalli

Local organization and faculty: Ferdinando Aliberti, Giuseppe Cinalli, Claudio Ruggiero, Pietro Spennato, Giuseppe Mirone

Faculty

Ferdinando Aliberti - Italy
 Adrian Caceres - CostaRica
 Paolo Cappabianca - Italy
 Fernando Chico Ponce de Leon - Mexico
 Giuseppe Cinalli- Italy
 Alvaro Cordoba – Uruguay
 Artur da Cunha - Brasil
 Hans Delye – The Netherlands
 Federico di Rocco- France
 Samer Elbabaa – United States
 Alessandro Fiorindi - Italy
 Renato Galzio - Italy
 Michelangelo Gangemi- Italy
 Carlos Gagliardi - Argentina
 Serge Gorelishev - Russia
 Tenoch Herrada – Mexico
 Gokmen Kahilogullary-Turkey
 Vladimir Krylov-Russia
 Mikhail Legzdain - Russia
 Davide Locatelli – Italy

Olga Medvedeva - Russia
 Armen Melikian – Russia
 Giuseppe Mirone – Italy
 Masakazu Miyajima - Japan
 Hisayuki Murai - Japan
 Kenichi Nishiyama - Japan
 Joachim Oertel - Germany
 Piero Andrea Oppido - Italy
 Memet Ozek - Turkey
 Stefano Parlato - Italy
 Jonathan Roth - Israel
 Claudio Ruggiero - Italy
 Ricardo Santos de Oliveira- Brasil
 Henry Schroeder-Germany
 Spyros Sgouros - Greece
 Pietro Spennato – Italy
 Gianpiero Tamburrini - Italy
 Ulrich W Thomale - Germany
 Wan Tew Seow – Singapore
 Wolfsberger Stefan - Austria

Workshop Venue:

Center of Biotechnologies -Cardarelli Hospital
Via A. Cardarelli, 9 - 80131 Naples – Italy

Organization and Informations:

Alessia Licenziato
 Centro di Biotechnologie
 A.O.R.N. "A. Cardarelli" - Pad. X
 Via A. Cardarelli, 9 - 80131 Napoli
 Tel. e fax +39 0817473433-2037-2158-3526
 email biotechnologie@aocardarelli.it

WEBSITE: <http://www.centrodibiotechnologie.org/en/formazione/eventi/ifne-jsne-glen-rspn-hands-on-workshop-on-cerebral-and-ventricular-neuroendoscopy/>

Number of participants: 48

Registration fee: 500 euro (hotel accomodation and dinner not included)



International Federation of Neuroendoscopy

TRANSFORMED FROM ISGNE SINCE 2001



Under the patronage of International Federation of NeuroEndoscopy (IFNE),
 Japanese Society for NeuroEndoscopy (JSNE),
 Grupo Latinoamericano de Estudios en Neuroendoscopia (GLEN)
 Russian Society for Pediatric Neurosurgery (RSPN)
 European Society for Pediatric Neurosurgery (ESPN),
 World Federation of Neurosurgical Societies, Neuroendoscopy Committee (WFNS)

IFNE-JSNE-GLEN-RSPN
Hands-on workshop on cerebral and ventricular neuroendoscopy



Naples, Italy, January 23-25, 2017



“Santobono-Pausilipon”
Children’s Hospital



“Antonio Cardarelli”
Hospital



“Federico II”
University of Naples

MONDAY JANUARY 23, 2017

ENDOSCOPIC 3rd VENTRICULOSTOMY AND SEPTOSTOMY

Session I: Instruments--Applied technologies

8.00 Welcome address, organisation of the course	Giuseppe Cinalli
Objectives of the course	Faculty
8,30-8.40 Endoscope: basic principles and instrumentation	Adrian Caceres
8.45-8,55 Neuronavigation and Neuroendoscopy	Stefan Wolfsberger
9.00-9,10 Laser in Neuroendoscopy	Piero Andrea Oppido
9,15-9,25 Ultrasonic aspirator in Neuroendoscopy	Memet Ozek

Session II: Techniques

9,30-9.40 Endoscopy in parenchymal hemorrhage	Hisayuki Murai
9.45-9.55 Endoscopy in intraventricular hemorrhage	Alessandro Fiorindi
10,00-10,10 Endoscope-assisted microsurgery in brain tumors	Alvaro Cordoba
10,15-10,25 Endoscope-assisted microsurgery in vascular surgery	Renato Galzio

10.30-10.45 Coffe break

Session III: ETV-Septostomy

10.45-10.55 Endoscopic anatomy of the ventricular system	Gokmen Kahilogulari
11,00-11,10 ETV: Surgical technique	Henry Schroeder
11,15-11,25 Septostomy: indications and surgical technique	Kenichi Nishiyama

11.30-13.00 HANDS-ON - ANATOMICAL MODELS

13.00-14.00 LUNCH

14.00 – 16.30 HANDS-ON - ANIMAL LIVING MODELS
24 working stations– 2 trainees and 1 tutor per station

16.30-16.45 Coffee break

16.45-17.00 Pre-op evaluation of hydrocephalus	Jonathan Roth
17.05-17,15 ETV: Indications	Michelangelo Gangemi
17.20-17.30 ETV: Complications avoidance	Armen Melikian
17.35-17.45 ETV: Long term results	Ricardo Santos de Oliveira

Session IV

17.45-18.30 CLINICAL CASES: ETV and Septostomy : Memet Ozek (3 cases - 15 minutes), Joachim Oertel (3 cases –15 minutes), Ricardo Santos de Oliveira (3 cases – 15 minutes)

TUESDAY JANUARY 24, 2017

COMPLEX HYDROCEPHALUS

Session V – Complex Hydrocephalus

Chairman:

8.00 -8.10 Complex hydrocephalus: definition	Ulrich Thomale
8.15-8.25 Multiloculated hydrocephalus: Classification/Radiology	Gianpiero Tamburrini
8.30-8.40 Multiloculated: Surgical Techniques	Federico di Rocco
8.45-8.55 ETV and shunt malfunction	Samer Elbabaa
8.55-9.05 ETV in Spina Bifida	Samer Elbabaa
9.05 -9.15 Ventricular washing in PHH in prematures	Ulrich Thomale
9.15-9.25 Choroid plexus coagulation: Indications, technique, results	Artur da Cunha
9.30-9.40 Neurocysticercosis	Tenoch Herrada
9,40-9,50 Endoscopic treatment of brain abscess and ventriculitis	Fernando Chico

Session VI: Arachnoid cysts

9.55-10,05 Arachnoid cysts: classification and radiology	Carlos Gagliardi
10.10-10.20 Sylvian cysts-Endoscopic surgical technique	Joachim Oertel
10.25-10.35 Suprasellar cysts- Endoscopic surgical technique	Henry Schroeder
10.40-10.50 Interhemispheric cysts- Endoscopic surgical technique	Piero Spennato
10.55-11.05 Posterior fossa cysts- Endoscopic surgical technique	Spyros Sgouros

11.10-11.30 Coffee break

11.30-13.00 HANDS-ON - ANATOMICAL MODELS

13.00-14.00 LUNCH

14.00 – 17.00 HANDS-ON - ANIMAL LIVING MODELS
24 working stations– 2 trainees and 1 tutor per station

17.00 – 17.15 Coffee break

Session VII

Chairman:

17.15- 18.15 Video session: Complex hydrocephalus: Federico di Rocco (3 video – 15 minutes), Gokmen Kahilogullary (3 video – 15 minutes), Hans Delye (3 video – 15 minutes), Ulrich Thomale (3 video – 15 minutes)

Session VIII

Chairman:

18.15 – 19.00 Clinical cases: Endoscopy and tumors: Memet Ozek (3 cases – 15 minutes), Wan Tew Seow (3 cases – 15 minutes), Masakatsu Miyajima (3 cases – 15 minutes)

WEDNESDAY JANUARY 25, 2017

Session VI – Endoscopy in tumor management

Chairman:

- | | |
|---|--------------------|
| 8.00-8.10 ETV and posterior fossa tumors | Hisayuki Murai |
| 8.15-8.20 ETV in pineal tumors: Indications, technique | Wan Tew Seow |
| 8.25-8.35 Tumor biopsy/removal : Surgical technique | Masakatsu Miyajima |
| 8.40-8.50 EAM in Craniopharyngiomas and suprasellar lesions | Serge Gorelyshev |

Session IX: Craniopharyngiomas - Miscellaneous

- | | |
|---|-------------------|
| 8.55 -9.05 Craniopharyngiomas: indications to endoscopy | Davide Locatelli |
| 9.10-9.20 Craniopharyngiomas-Ventricular approach | Hisayuki Murai |
| 9.25-9.35 Craniopharyngiomas-Endonasal approach | Paolo Cappabianca |
| 9.40-9.50 Neuroendoscopy in vascular surgery | Vladimir Krylov |
| 9.55-10.05 Colloid cyst | Mikhail Legzdain |
| 10.10-10.20 Endoscopic repair of craniostyosis | Hans Delye |
| 10.25-10.40 Digital imaging in neuroendoscopy and next generation | Kenichi Nishiyama |

10.45 – 11.00 Coffee Break

11.00-13.00 HANDS-ON - ANATOMICAL MODELS

13.00-14.00 LUNCH

14.00 – 17.00 HANDS-ON - ANIMAL LIVING MODELS
24 working stations– 2 trainees and 1 tutor per station

Session XI

Chairman:

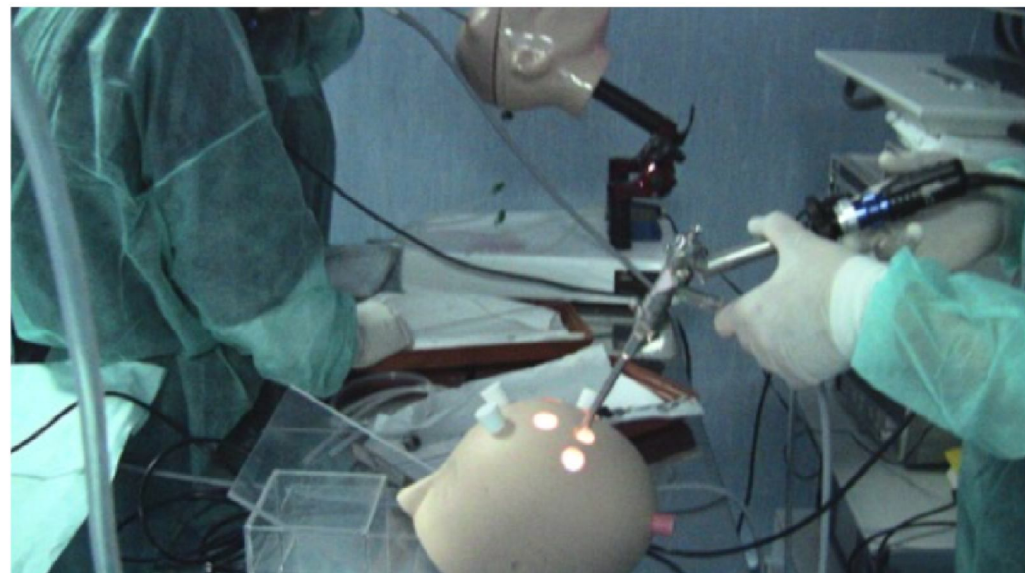
17.00- 18.15 Video session : Craniopharyngiomas and tumors: Serge Gorelyshev (3 videos– 15 minutes), Wan Tew Sew (3 videos– 15 minutes), Davide Locatelli (3 videos– 15 minutes), Kenichi Nishiyama (3 videos– 15 minutes)

Session XII

Chairman

18.15-19.00: Clinical cases: Endoscopy and tumors: Mikhail Legzdain (3 cases – 20 minutes), Hisayuki Murai (3 cases – 20 minutes), Vladimir Krylov (3 cases – 20 minutes)

19.00 End of the course



Attendance to the course will be limited to 48 participants

For registration please check availability contacting the Organizing Secretariat at : biotecnologie@aocardarelli.it

WEBSITE:

<http://www.centrodibiotecnologie.org/en/formazione/eventi/ifne-jsne-glen-rspn-hands-on-workshop-on-cerebral-and-ventricular-neuroendoscopy/>

After confirmation of availability, please, make a money transfer of 500 euros to the following IBAN account:

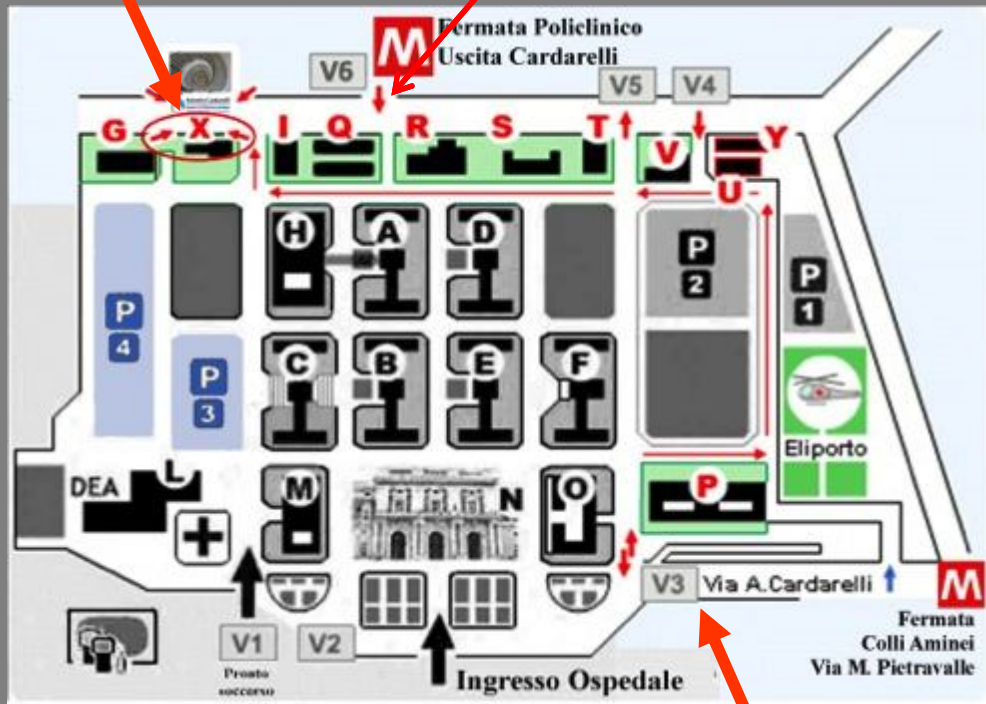
“Ospedale Cardarelli”

IBAN: IBAN IT43 W010 1003 5931 0000 0301 473

Reason of money transfer: Registration for dr. “*Name and Surname*” for Neuroendoscopy Workshop, Naples, January 2017.

Center of Biotechnologies

Pedestrian entrance from Underground Station (line 1) "Policlinico-Cardarelli"




Car entrance

How to get there:

By car: on the highway driving from north follow the direction "Tangenziale", after 7 Km take the exit n. 7 "Zona Ospedaliera", follow the direction "Ospedale Cardarelli". You will find the Cardarelli Hospital on your right after the exit from highway. Enter into the Cardarelli Hospital through the car entrance that you will find at your right. After entering, follow the blue bold arrows on the map above and park in the "P4" Parking area at the end of the central alley.

By train or Underground (Metropolitana):

Leave the station Napoli Centrale and take the metro Line 1, station Garibaldi, direction Piscinola. Stop at **Policlinico** Station. Please follow inside the metro station the indication for "Cardarelli" exit. It's the entrance V6 indicated on the map. Immediately on the right, after "Banco di Napoli" continue for 100 metres then on the right again you can find the Pavillion X, Centre of Biotechnologies.



Center of Biotechnologies

Cardarelli Hospital

